



MI TOWER


ONE MAN QUICK-ASSEMBLY ACCESS TOWER




QUICK SPECS



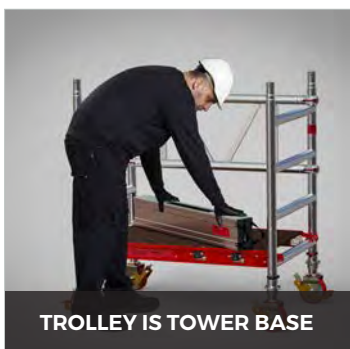
MI TOWER is the world's first one-man, quick assembly access tower, making scaffold access available to the individual. The unique design allows a single worker to erect the sturdy scaffold tower in under 10 minutes, maximising the available working time.




EASY TO TRANSPORT



COMPACT TROLLEY



TROLLEY IS TOWER BASE



STRONG & ROBUST

KEY FEATURES:

- ✓ WORKING HEIGHTS UP TO 6M
- ✓ ONE MAN USE
- ✓ STABLE, STRONG & ROBUST
- ✓ SAFE ASSEMBLY
- ✓ EASY TO MOVE / LIGHTWEIGHT
- ✓ UNIQUE COMPONENT HANGING SYSTEM
- ✓ SMALL FOOTPRINT
- ✓ EN 1004 CLASS 3 COMPLIANT



+44 (0)1244 833 933



info@popupproducts.co.uk



popupproducts.co.uk

MI TOWER


POP UP
PRODUCTS LIMITED

POP UP

PRODUCTS LIMITED



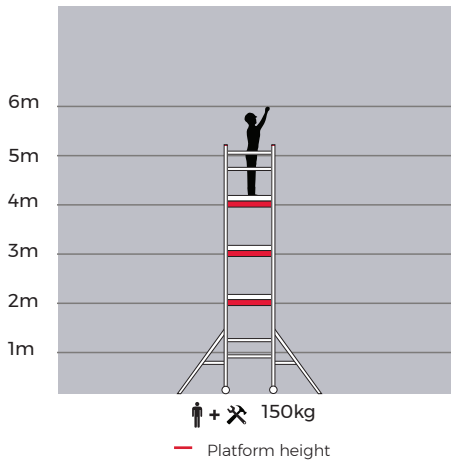
EASY-HANG
COMPONENT HANGERS



EASY-CLIP FRAME
CLIPS



ONE PERSON ASSEMBLY



EASY-LOCK COUPLERS
ON STABILISERS

WORKING HEIGHT

SPECIFICATIONS	4M	5M	6M
OVERALL LENGTH (MM)	1,170	1,170	1,170
OVERALL WIDTH (MM)	728	728	728
OVERALL HEIGHT (M)	3	4	5
PLATFORM DIMENSIONS (MM)	1021 x 610	1021 x 610	1021 x 610
PLATFORM HEIGHT (M)	2	3	4
STABILISER FOOTPRINT	2.8 (L) x 2.4 (W)	2.8 (L) x 2.4 (W)	2.8 (L) x 2.4 (W)
TOWER WEIGHT (KG)	76.45	98.85	109.35



+44 (0)1244 833 933



info@popupproducts.co.uk



popupproducts.co.uk